

NORTHERN TERRITORY OF AUSTRALIA

*Public Sector Employment and Management Act*

DETERMINATION NUMBER 14 OF 2005 AND REVOCATION OF  
DETERMINATION NUMBER 7 OF 2003

I, JOHN DOUGLAS KIRWAN, the Commissioner for Public Employment:


1. in pursuance of section 14(2) of the *Public Sector Employment and Management Act* and with reference to section 43 of the *Interpretation Act*, revoke Determination No. 7 of 2003; and
2. in pursuance of section 14(2) of the *Public Sector Employment and Management Act* and with reference to section 13(a) of that Act, determine that the salary rates and allowances specified in the Schedules apply to the relevant employees.

This Determination is to have effect as if signed on 10 March 2005.

Dated

21st June

2005

A handwritten signature in black ink, consisting of several overlapping loops and a horizontal line at the bottom.

JOHN KIRWAN  
Commissioner for Public Employment

**SALARY and NTA rates effective 10.03.2005,  
30.01.2006 and 29.01.2007**

**TEACHERS AND EXECUTIVE TEACHERS**

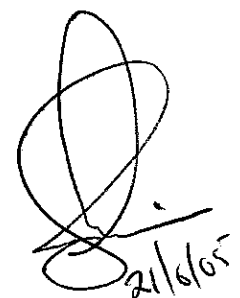
Designation	old salary rates effective 11.03.04 \$ p.a.	SALARY RATES EFFECTIVE 10.03.05 \$ p.a.	SALARY RATES EFFECTIVE 30.01.06 \$ p.a.	SALARY RATES EFFECTIVE 29.01.07 \$ p.a.	NORTHERN TERRITORY ALLOWANCE							
					COMMENCED on or after 1.8.87		COMMENCED on or before 31.7.87					
							Grade 3		Grade 4		Grade 5	
					with-Dependents-w/o	with-Dependents-w/o	with-Dependents-w/o	with-Dependents-w/o	with-Dependents-w/o	with-Dependents-w/o	with-Dependents-w/o	with-Dependents-w/o
		\$ p.a.	\$ p.a.	\$ p.a.	\$ p.a.	\$ p.a.	\$ p.a.	\$ p.a.	\$ p.a.	\$ p.a.	\$ p.a.	
<b>TEACHERS</b>												
T1	34 191	35 900	37 652	39 459	960	0	1 498	538	1 682	691	2 271	1 121
T2	37 819	39 709	41 647	43 646	960	0	1 404	444	1 587	597	2 177	1 027
T3	40 445	42 467	44 539	46 677	960	0	1 364	404	1 547	557	2 137	987
T4	43 274	45 439	47 656	49 944	960	0	1 326	366	1 509	519	2 099	949
T5	46 304	48 619	50 992	53 440	960	0	1 214	254	1 397	407	1 987	837
T6	49 546	52 022	54 561	57 180	960	0	1 177	217	1 360	370	1 950	800
T7	53 014	55 665	58 382	61 184	960	0	1 050	90	1 233	242	1 823	673
T8	56 725	59 561	62 468	65 466	960	0	1 025	65	1 208	217	1 798	648
T9	60 694	63 729	66 839	70 047	960	0	999	39	1 182	192	1 772	622
<b>EXECUTIVE TEACHERS</b>												
ET Level 1	65 963	69 261	72 641	76 128	960	0	960	0	1 139	149	1 729	579
ET Level 2	67 225	70 586	74 031	77 584	960	0	960	0	1 010	20	1 600	450
ET Level 3	70 361	73 879	77 484	81 204	960	0	960	0	984	0	1 574	424
ET Level 4	74 782	78 521	82 353	86 306	960	0	960	0	960	0	1 460	310
ET Level 5	76 908	80 753	84 694	88 759	960	0	960	0	960	0	1 414	264
ET Level 6	82 247	86 359	90 574	94 921	960	0	960	0	960	0	1 295	145
ET Level 7	84 857	89 100	93 448	97 933	960	0	960	0	960	0	1 238	88
ET Level 8	87 875	92 269	96 771	101 416	960	0	960	0	960	0	1 172	22
ET Level 9	91 802	96 392	101 096	105 949	960	0	960	0	960	0	1 085	0

2/1/05

**SALARY and NTA rates effective 10.03.2005,  
30.01.2006 and 29.01.2007**


**ASSISTANT TEACHERS**

Designation	old salary rates effective 11.3.04 \$p.a.	SALARY RATES EFFECTIVE 10.03.05 \$p.a.	SALARY RATES EFFECTIVE 30.01.06 \$p.a.	SALARY RATES EFFECTIVE 29.01.07 \$p.a.	NORTHERN TERRITORY ALLOWANCE					
					COMMENCED on or after 1.8.87		COMMENCED on or before 31.7.87			
					with - Dependents - w/o \$p.a. \$p.a.		By-law 26(9) with - Dependents - w/o \$p.a. \$p.a.		By-law 26(10) with - Dependents - w/o \$p.a. \$p.a.	
<b>ASSISTANT TEACHER</b>										
LEVEL 1	29 150	30 608	32 101	33 642	960	0	1 656	696	1 859	919
LEVEL 2	31 606	33 186	34 806	36 476	960	0	1 587	627	1 790	850
LEVEL 3	34 181	35 890	37 641	39 448	960	0	1 516	556	1 719	779
LEVEL 4	37 818	39 709	41 647	43 646	960	0	1 475	515	1 678	738



21/6/05

Designation	old salary rates effective 01.01.05 \$ p.a.	SALARY RATES EFFECTIVE 10.03.05 \$ p.a.	SALARY RATES EFFECTIVE 30.01.06 \$ p.a.	SALARY RATES EFFECTIVE 29.01.07 \$ p.a.	NORTHERN TERRITORY ALLOWANCE		
					COMMENCED on or after 1.8.87		COMMENCED on or before 31.7.87
					with - \$ p.a.	Dependents - w/o \$ p.a.	Grades 3, 4 & 5 with - Dependents - w/o \$ p.a.
<b>SENIOR COLLEGE TEACHER</b>							
LEVEL 1	34 191	35 901	37 652	39 460	960	0	Existing rates to continue
LEVEL 2	37 819	39 710	41 648	43 647	960	0	Existing rates to continue
LEVEL 3	40 445	42 467	44 540	46 678	960	0	Existing rates to continue
LEVEL 4	43 274	45 438	47 655	49 943	960	0	Existing rates to continue
LEVEL 5	46 304	48 619	50 992	53 439	960	0	Existing rates to continue
LEVEL 6	49 546	52 023	54 562	57 181	960	0	Existing rates to continue
LEVEL 7	53 014	55 665	58 381	61 183	960	0	Existing rates to continue
LEVEL 8	56 725	59 561	62 468	65 466	960	0	Existing rates to continue
LEVEL 9	60 694	63 729	66 839	70 047	960	0	Existing rates to continue
<b>SENIOR COLLEGE ADMINISTRATOR</b>							
LEVEL 2	70 361	73 879	77 484	81 204	960	0	Existing rates to continue
LEVEL 5	82 247	86 359	90 574	94 921	960	0	Existing rates to continue



**SALARY and NTA rates effective 10.03.2005,  
30.01.2006 and 29.01.2007**

**AWARD FREE DESIGNATIONS**

Designation	old salary rates effective 11.03.04 \$ p.a.	SALARY RATES EFFECTIVE 10.03.05 \$ p.a.	SALARY RATES EFFECTIVE 30.01.06 \$ p.a.	SALARY RATES EFFECTIVE 29.01.07 \$ p.a.	NORTHERN TERRITORY ALLOWANCE							
					COMMENCED on or after 1.8.87		COMMENCED on or before 31.7.87					
							Grade 3		Grade 4		Grade 5	
					with - Dependents - w/o \$ p.a.	\$ p.a.	with - Dependents - w/o \$ p.a.	\$ p.a.	with - Dependents - w/o \$ p.a.	\$ p.a.	with - Dependents - w/o \$ p.a.	\$ p.a.
<b>VOCATIONAL SKILLS TRAINER PRISONER EDUCATION</b>												
Level 1	36 247	38 059	39 917	41 833	960	0	1 417	477	1 600	610	2 190	1 040
Level 2	38 811	40 752	42 740	44 792	960	0	1 349	389	1 532	542	2 122	972
Level 3	41 802	43 892	46 034	48 244	960	0	1 275	315	1 458	468	2 048	898
<b>LECTURER PRISONER EDUCATION</b>												
LPE 1	36 247	38 059	39 917	41 833	960	0	1 417	477	1 600	610	2 190	1 040
LPE 2	38 811	40 752	42 740	44 792	960	0	1 349	389	1 532	542	2 122	972
LPE 3	41 802	43 892	46 034	48 244	960	0	1 275	315	1 458	468	2 048	898
LPE 4	44 735	46 972	49 264	51 629	960	0	1 204	244	1 387	397	1 977	827
LPE 5	46 388	48 707	51 084	53 536	960	0	1 165	205	1 348	358	1 938	788
LPE 6	48 043	50 445	52 907	55 446	960	0	1 127	167	1 310	320	1 900	750
* First Barrier												
LPE 7	49 546	52 023	54 562	57 181	960	0	1 089	129	1 272	282	1 862	712
LPE 8	51 051	53 604	56 219	58 918	960	0	1 057	97	1 240	250	1 830	680
LPE 9	53 305	55 970	58 702	61 519	960	0	1 002	42	1 185	195	1 775	625
LPE 10	55 711	58 497	61 351	64 296	960	0	960	4	1 147	157	1 737	587
LPE 11	57 740	60 627	63 586	66 638	960	0	960	0	1 091	101	1 681	531
* Second barrier												
LPE 12	60 372	63 391	66 484	69 675	960	0	960	0	1 008	18	1 598	448
LPE 13	63 005	66 155	69 384	72 714	960	0	960	0	966	0	1 556	430
<b>HEAD LECTURER / MANAGER PRISONER EDUCATION</b>												
Level 1	58 953	61 901	64 921	68 038	960	0	960	0	1 210	250	1 800	650
Level 2	62 609	65 739	68 948	72 257	960	0	960	0	1 139	149	1 729	579
Level 3	63 806	66 996	70 266	73 638	960	0	960	0	1 010	20	1 600	450

21/6/05

**Allowance Rates effective 10.03.2005,  
30.01.2006 and 29.01.2007**

**ALLOWANCE SCHEDULE**

<b>Award/Allowance</b>	<b>Clause</b>	<b>old rates effective 11.03.04 \$ p.a.</b>	<b>ALLOWANCE RATES EFFECTIVE 10.03.05 \$ p.a.</b>	<b>ALLOWANCE RATES EFFECTIVE 30.01.06 \$ p.a.</b>	<b>ALLOWANCE RATES EFFECTIVE 29.01.07 \$ p.a.</b>
Teachers in special school /teacher of special classes	EBA 23.3.3	1733	<b>1 820</b>	<b>1 908</b>	<b>2 000</b>
TIC - in a pre-school with one teacher	EBA 23.3.4	1347	<b>1 414</b>	<b>1 483</b>	<b>1 554</b>
TIC - in a pre-school with more than one teacher	EBA 23.3.5	2785	<b>2 924</b>	<b>3 067</b>	<b>3 214</b>
TIC - one teacher school with primary classes	EBA 23.3.6	2785	<b>2 924</b>	<b>3 067</b>	<b>3 214</b>
Asst TIC - Homeland Centre	EBA 23.3.7	844	<b>886</b>	<b>930</b>	<b>974</b>
Teacher of Exemplary Practice Level 1 (MT1)	EBA 24.1.1	7.5% salary to max of 96% ET2 (64 536)	<b>7.5% salary to max of 96% ET2 (67 763)</b>	<b>7.5% salary to max of 96% ET2 (71 070)</b>	<b>7.5% salary to max of 96% ET2 (74 481)</b>
Teacher of Exemplary Practice Level 2 (MT2)	EBA 24.1.2	12.5% salary to max of ET2 (67 225)	<b>12.5% salary to max of ET2 (70 586)</b>	<b>12.5% salary to max of ET2 (74 031)</b>	<b>12.5% salary to max of ET2 (77 584)</b>
Teacher of Exemplary Practice Level 3 (MT3)	EBA 24.1.3	20% salary to max of ET4 (74 782)	<b>20% salary to max of ET4 (\$78 521)</b>	<b>20% salary to max of ET4 (82 353)</b>	<b>20% salary to max of ET4 (86 306)</b>
<b>Other Allowances</b>					
Professional Isolation Allowance	EBA 23.3.8				
- Special category communities		394	<b>414</b>	<b>434</b>	<b>455</b>
- Category 1 communities		786	<b>826</b>	<b>866</b>	<b>907</b>
- Category 2 communities		1182	<b>1242</b>	<b>1 302</b>	<b>1 365</b>
- Category 3 communities		1576	<b>1655</b>	<b>1 735</b>	<b>1 819</b>
First aid allowance	EBA 23.3.9	14.20 (fortnightly)	<b>14.92</b> (fortnightly)	<b>15.64</b> (fortnightly)	<b>16.38</b> (fortnightly)
Senior College Flexibility Allowance	Det 1138 of 2004	3 853	<b>4 046</b>	<b>4 243</b>	<b>4 447</b>

